

ETHIOPIA

JOURNEY TO SELF-RELIANCE: FY 2020 COUNTRY ROADMAP



LEGEND



Ethiopia's Score
0-1, least to most
advanced globally



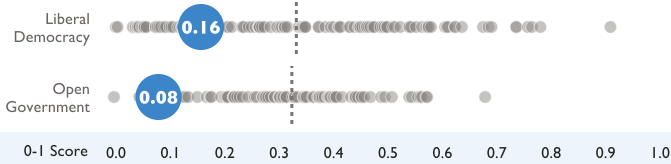
Other Low- and
Middle- Income
Countries' Scores



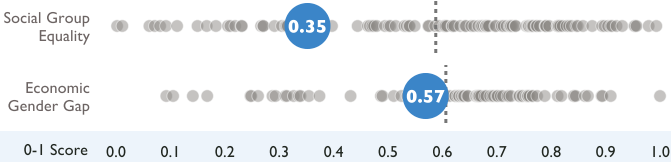
Average Score for
Low- and Middle-
Income Countries

COMMITMENT

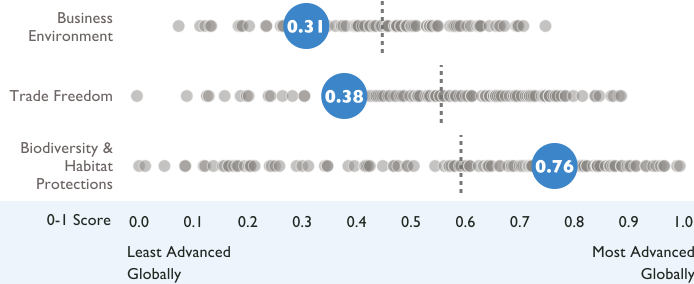
OPEN AND ACCOUNTABLE GOVERNANCE



INCLUSIVE DEVELOPMENT



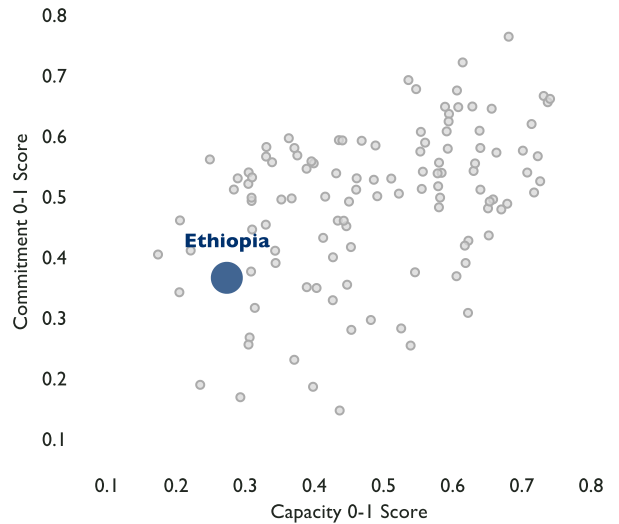
ECONOMIC POLICY



RISK OF EXTERNAL DEBT DISTRESS

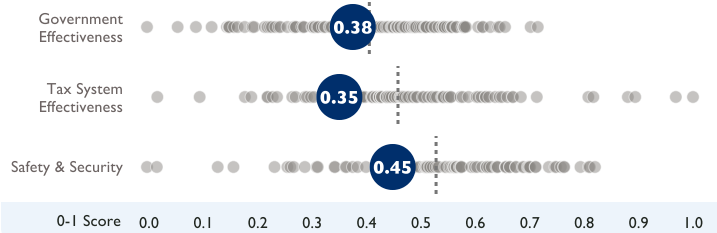
Low	Moderate	High	In Debt Distress
-----	----------	------	------------------

LOW- & MIDDLE-INCOME COUNTRY SNAPSHOT

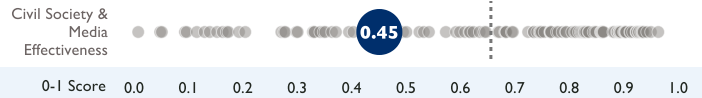


CAPACITY

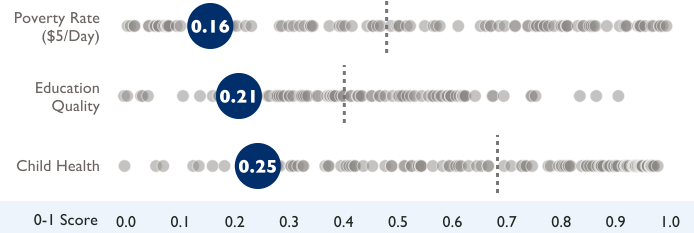
GOVERNMENT CAPACITY



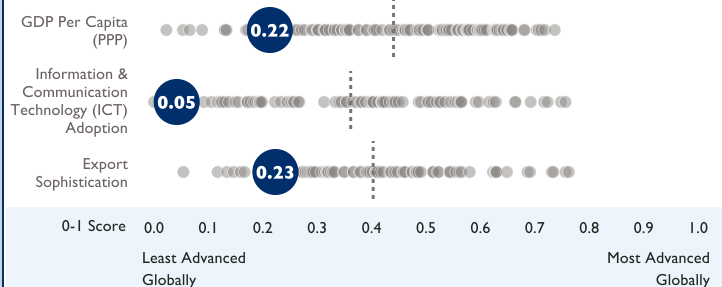
CIVIL SOCIETY CAPACITY



CITIZEN CAPACITY



CAPACITY OF THE ECONOMY



SELF-RELIANCE ROADMAPS

INDICATOR DEFINITIONS AND SOURCES

COMMITMENT

OPEN AND ACCOUNTABLE GOVERNANCE

Liberal Democracy: Measures freedom of expression, freedom of association, suffrage, elections, rule of law, judicial constraints on the executive branch, and legislative constraints on the executive branch. Source: [Varieties of Democracy \(V-Dem\)](#).

Open Government: Measures the degree to which a government shares information, empowers people with tools to hold the government accountable, and fosters citizen participation in public policy deliberations. Sub-factors include: publicized laws and government data, right to information, civic participation, and complaint mechanisms. Source: [World Justice Project, Rule of Law Index](#).

INCLUSIVE DEVELOPMENT

Social Group Equality: Measures political equality with respect to civil liberties protections across social groups as defined by ethnicity, religion, caste, race, language, and region. Source: [Varieties of Democracy \(V-Dem\)](#), [Social Group Equality in Respect for Civil Liberties](#).

Economic Gender Gap: Index comprising five components: (1) wage equality between women and men for similar work; (2) the ratio of female estimated earned income to male income; (3) the ratio of female labor force participation to male participation; (4) the ratio of female legislators, senior officials, and managers to male counterparts; and (5) the ratio of female professional and technical workers to male counterparts. Source: [World Economic Forum, Global Gender Gap Report, Economic Participation and Opportunity Sub-Index](#).

ECONOMIC POLICY

Business Environment: Assesses a country's entrepreneurial climate by measuring business' access to infrastructure (such as the internet and transport, and to credit), business flexibility (the costs of starting business and of hiring and firing), clear and fair regulations (e.g., intellectual property rights), and perceptions of meritocracy and opportunity. Source: [Legatum Institute, Prosperity Index](#).

Trade Freedom: Measures a country's openness to international trade based on average tariff rates and non-tariff barriers to trade. Source: [Heritage Foundation, Index of Economic Freedom](#).

Biodiversity & Habitat Protections: Measures extent of marine protected areas, terrestrial biome protection (weighted for both national and global scarcity), representativeness of protected areas, and whether protected areas cover the ranges and habitats of critical species. Source: [Yale University/Columbia University Center for International Earth Science Information Network \(CIESIN\)](#).

RISK OF EXTERNAL DEBT DISTRESS

Rates a country's risk of public sector debt distress on a four-tier scale: "low risk", "moderate risk", "high risk", and "in debt distress". Ratings are based on countries' debt and market structures, fiscal and macroeconomic outlook, and institutional capacity to manage debt burden. Ratings help guide the borrowing decisions of lower-income countries to meet development needs while reducing the chances of excessive debt build-up. Ratings are shown for 54 lower-income countries for which the IMF prepares risk ratings and are not scored components of Commitment or Capacity. Source: [International Monetary Fund, Debt Sustainability Analysis for Low-Income Countries](#).

All source data are for the latest year available, typically 2018 or 2017, and are derived from third-party institutions. All indicators are weighted equally in the calculation of the overall Commitment and Capacity scores. Names and boundary representation in the map are not necessarily authoritative.

For more information on definitions and sources, please visit selfreliance.usaid.gov.

CAPACITY

GOVERNMENT CAPACITY

Government Effectiveness: Measures the quality of public services, the quality of the civil service and its independence from political pressure, the quality of policy formulation and implementation, and the credibility of the government's commitment to its stated policies. Source: [World Bank, Worldwide Governance Indicators](#).

Tax System Effectiveness: Estimated ratio between a country's tax collection and the expected level of tax revenue that a country could achieve, given its macroeconomic, demographic, and institutional features. Source: [USAID, Collecting Taxes Database, Tax Effort Indicator](#).

Safety & Security: A combination of objective measures of security, and subjective measures of personal safety, personal freedom, and social tolerance. Source: [Legatum Institute, Prosperity Index](#).

CIVIL SOCIETY CAPACITY

Civil Society & Media Effectiveness: Measures the range of actions and mechanisms that citizens, civil society organizations, and an independent media can use to hold a government accountable. The mechanisms include using informal tools such as social mobilization and investigative journalism. Source: [Varieties of Democracy \(V-Dem\)](#), [Diagonal Accountability Index](#).

CITIZEN CAPACITY

Poverty Rate (\$5/Day): Measures the percent of the population living under \$5/day in purchasing power parity (PPP) terms. Source: [World Bank, PovCalNet](#).

Education Quality: Gauges both the quality of education—using harmonized scores across major international student achievement testing—and the quantity of schooling received—using age-specific enrollment rates—to evaluate the relative performance of educational systems worldwide. Source: [World Bank, Human Capital Index, Learning-Adjusted Years of Schooling Indicator](#).

Child Health: A composite measure that aggregates child mortality, access to at least basic water sources, and access to at least basic sanitation facilities. Source: [Columbia University Center for International Earth Science Information Network \(CIESIN\)](#).

CAPACITY OF THE ECONOMY

GDP Per Capita (PPP): Measures the flow of resources available to households, firms, and government to finance development as the country's total Gross Domestic Product (PPP) divided by the country's population. Source: [World Bank, World Development Indicators](#).

Information & Communication Technology (ICT) Adoption: Index comprising: (1) mobile-cellular telephone subscriptions; (2) mobile-broadband subscriptions; (3) fixed-broadband internet subscriptions; (4) fiber internet subscriptions; and (5) internet users. Source: [World Economic Forum \(WEF\), Global Competitiveness Index](#).

Export Sophistication: Measures the diversity and ubiquity of a country's exported goods, key markers that can help gauge economic sophistication and resilience. Source: [Center for International Development at Harvard University, Economic Complexity Index](#).